

Push-pull valve(5/2way)

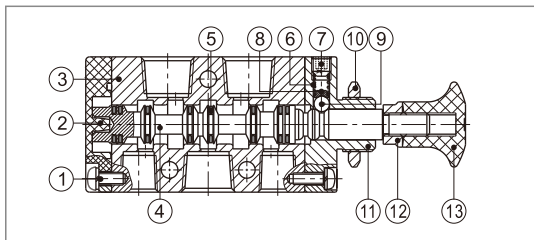
4L Series



Symbol



Inner structure



| No. | Item | No. | Item | No. | Item |
|-----|------------------|-----|-------------|-----|------------|
| 1 | Round head screw | 6 | Spring | 11 | Top cover |
| 2 | Bottom cover | 7 | Stop screw | 12 | Safety nut |
| 3 | Body | 8 | Spring base | 13 | Hand grip |
| 4 | Spool | 9 | Steel ball | | |
| 5 | O-ring | 10 | Hexagon nut | | |

Specification

| Model | 4L110-06 | 4L210-06 | 4L210-08 | 4L310-08 | 4L310-10 |
|---------------------|--|----------------------------------|----------------------------------|----------------------------------|----------------------------------|
| Fluid | Air (to be filtered by 40 μm filter element) | | | | |
| Operating | Manual control direct acting type) | | | | |
| Port size[Note1] | 1/8" | | 1/4" | | 3/8" |
| Orifice size | 12.0mm ² (Cv=0.67) | 14.0mm ² (Cv=0.78) | 16.0mm ² (Cv=0.89) | 25.0mm ² (Cv=1.39) | 30.0mm ² (Cv=1.67) |
| Valve type | 5/2 Way | | | | |
| Lubrication [Note2] | Not required | | | | |
| Pressure range | 0~1.0MPa(0~145psi) | | | | |
| Proof pressure | 1.5MPa(215psi) | | | | |
| Temperature | -20~70°C | | | | |
| Material body | Aluminum alloy | | | | |

[Note1] PT thread, G thread and NPT thread are available;

[Note2] Once lubricated air is used, continue with same medium to optimise valve life span. It is suggested to use ISO VG32 lubricant or the oil with the same grade.

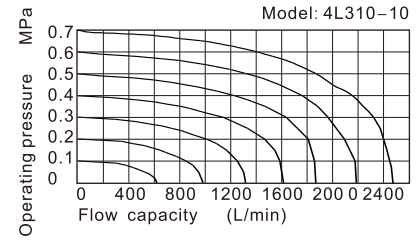
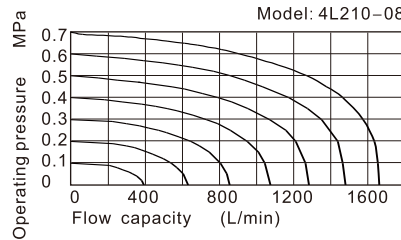
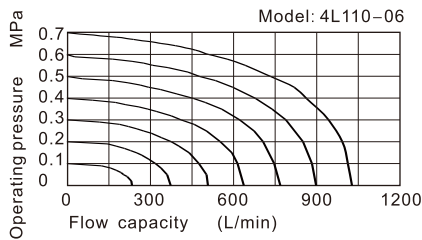
Ordering code

4L 2 10 08 □

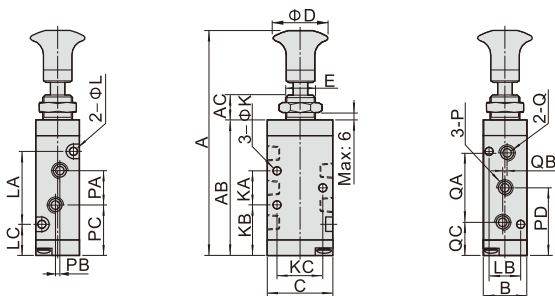
① ② ③ ④ ⑤

| ① Model | ② Code | ③ Valve type | ④ Port size | ⑤ Thread type |
|---------------------------------------|---------------|----------------|----------------------|-----------------------------|
| 4L: 5 port 2 position push-pull valve | 1: 100 Series | 10: 2 position | 06: 1/8" | Blank: PT G: G T: NPT |
| | 2: 200 Series | | 06: 1/8" 08: 1/4" | |
| | 3: 300 Series | | 08: 1/4" 10: 3/8" | |

Flow chart



Dimensions



| Item\Model | 4L11006 | 4L21006 | 4L21008 | 4L31008 | 4L31010 |
|------------|----------|---------|---------|---------|---------|
| A | 98 | 106 | 106 | 121.5 | 121.5 |
| AB | 58.8 | 65.8 | 65.8 | 81 | 81 |
| AC | 10 | 10 | 10 | 10 | 10 |
| B | 18 | 22 | 22 | 27 | 27 |
| C | 27 | 35 | 35 | 40 | 40 |
| D | 25 | 25 | 25 | 25 | 25 |
| E | M12×0.75 | M14×1.0 | M14×1.0 | M16×1.0 | M16×1.0 |
| K | 3.3 | 4.3 | 4.3 | 4.3 | 4.3 |
| KA | 14 | 20 | 20 | 24 | 24 |
| KB | 22 | 22.5 | 22.5 | 28.5 | 28.5 |
| KC | 19 | 23.5 | 23.5 | 27.5 | 27.5 |
| L | 3.3 | 3.3 | 3.3 | 4.3 | 4.3 |
| LA | 30 | 38 | 38 | 50 | 50 |
| LB | 13 | 17 | 17 | 20 | 20 |
| LC | 14 | 13.5 | 13.5 | 15.5 | 15.5 |
| P | 1/8" | 1/8" | 1/4" | 1/4" | 1/4" |
| PA | 16 | 18 | 21 | 22 | 24 |
| PB | 3 | 0 | 3 | 0 | 4 |
| PC | 21 | 23.5 | 22 | 29.5 | 28.5 |
| PD | 29 | 32.5 | 32.5 | 40.5 | 40.5 |
| Q | 1/8" | 1/8" | 1/8" | 1/4" | 3/8" |
| QA | 28 | 36 | 36 | 45 | 45 |
| QB | 2 | 0 | 0 | 0 | 0 |
| QC | 15 | 14.5 | 14.5 | 18 | 18 |